



open
invention
network[®]

2024 Year-End Review

Here's a peek behind
the scenes.

Letter from our CEO

Keith Bergelt

On behalf of our Board of Directors & Leadership Team, thank you for being part of our community, for your referrals to potential members and for helping make 2024 another successful year. Together, we continue to grow and strengthen not only our OIN community, but the greater, worldwide Open Source community.

As we reflect on 2024 the impact of OIN's growth is clear:

- Significant increase in global adoption with notable momentum in China
- Expanded presence across key industries, fueling further innovation
- Unprecedented growth with new milestones.



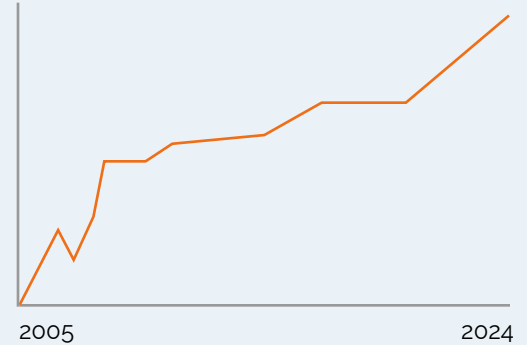
Keith Bergelt, CEO

A handwritten signature in black ink that reads "Keith Bergelt". The signature is written in a cursive, flowing style.

OIN 2024

Growth Overview

OIN experienced a **42% CAGR in member growth** since its inception in 2005, reflecting the importance of Open Source Software and protecting it from patent threats



Collectively, OIN community members own **>3 million patents & applications**

In 2024, **20 Open Source community members** were provided prior art support and invalidity analyses on patents held by Patent Assertion Entities (PAEs) that threatened litigation against Open Source Software patents.

8 of the Top 10 Open Source contributors worldwide are OIN members

Source: <https://opensourceindex.io>



Linux System Definition

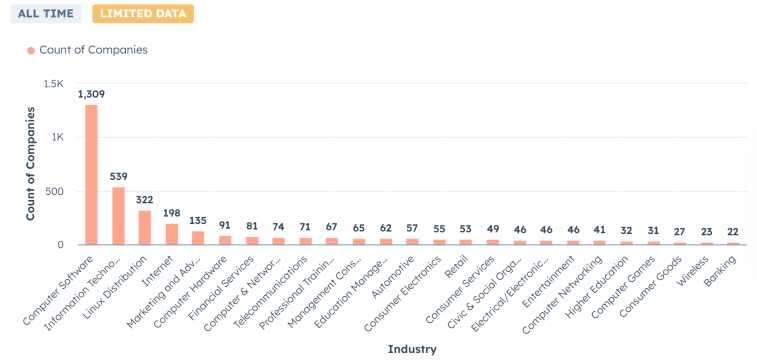
OIN protects **>4,500 Linux & adjacent Open Source Software & Hardware packages** for members

OIN added **>800 packages** to Linux System Table 12

Received **>700 nominations** for Linux System Table 13

OIN Global Member Growth

OIN members represent **20 industries & all 11 business sectors** based on the Global Industry Classification Standard (GICS).



146 New CommunityMembers joined in 2024

>128 new companies & 18 individuals



China



Germany



China



Formosa Plastics®
Taiwan



Netherlands



China



Japan



Japan



United States



Japan



United States



Japan



Japan



United States



Canada



Canada



United States



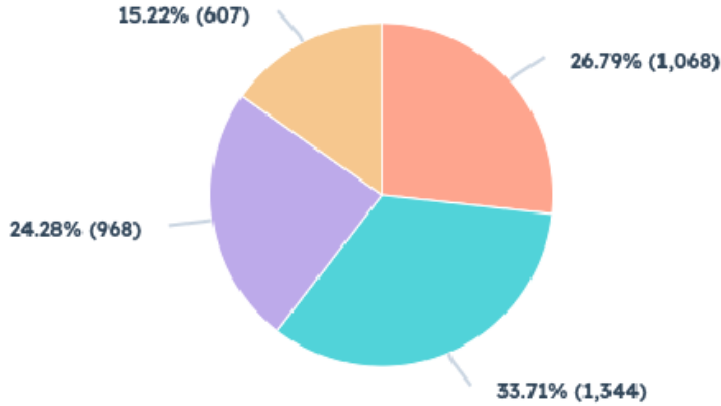
United States

OIN 2024 Global Reach

OIN COMMUNITY BY REGION

● APAC ● EMEA ● North America ● South & Central America

Total Count of Companies: 3,987




OIN members represent
157 of 195 countries

Nearly 4,000 organizations are OIN Community Members, committed to protecting Open Source Software from patent threats



OIN representatives delivered presentations in **>12 countries**

Open Source Trends



As Open Source Software adoption continues accelerating, so does the expansion of OIN. This year, we've seen a significant surge in Open Source engagement, particularly in China & key industries.

China Open Source Leaders



Financial Industry Open Source Leaders



Industrial Open Source Leaders



Branded Industry Open Source Leaders



1. Artificial Intelligence was >\$184 billion in 2024, a jump of nearly \$50 billion compared to 2023 & is expected to race past \$826 billion in 2030.
2. Open Source CRM Software market valued at \$2.63 billion in 2024 expected to cross \$11.61 billion by 2037 — 28.4% CAGR
3. Open Source ERP market estimated at \$2.85 billion for 2025 will climb to \$4.60 billion by 2030 —10.05% CAGR
4. Open Source Services market projected to reach \$114.8 billion by 2032 — 16.7% CAGR from 2024 to 2032
5. Open Source Hardware market valued at \$100 million in 2023 is expected to reach \$264.94 million in 2030 — 15% CAGR 2024-2030