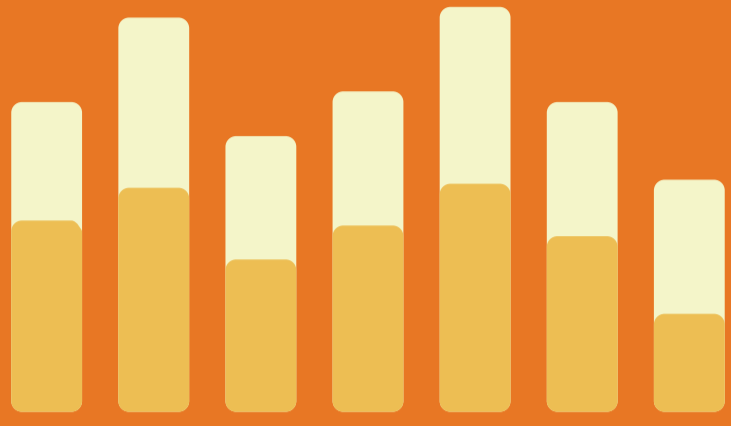


# 2022 Patent Dispute Report

## Insights

(Source: Unified Patents)

● All Entities  
● NPE

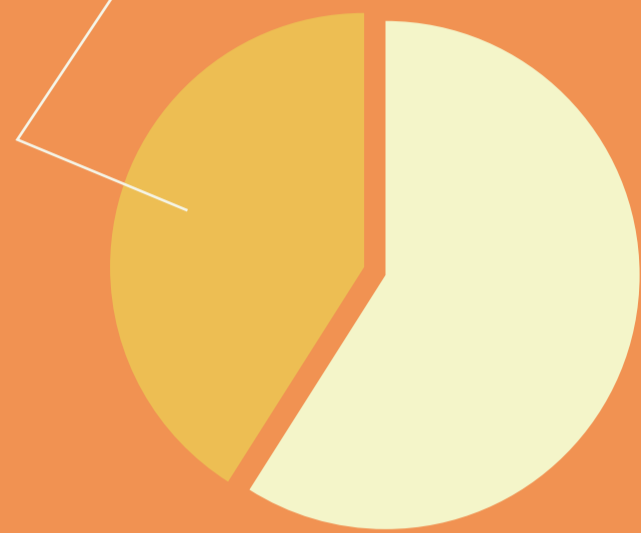


### Nearly 60%

of all patent litigation stemmed from Non-Practicing Entities (NPE), matching the 7-year average

### 40%

of the Patent Trial and Appeal Board (PTAB) challenges were NPE-related



The **Western District of Texas**, followed by the **Eastern District**, continued to be the **2 top litigation areas**

NPE-related filings increased

### 11.4%

from 561 to 633

NPEs generated

### 88%

of all high-tech litigation

NPEs targeted high-tech companies


### 95%

of the time

Patent Assertion Entities (PAEs) were responsible for

### 50%

of all suits



The high-tech industry saw the most litigation with

### 3,370 suits,

or 70% of all district court litigation